



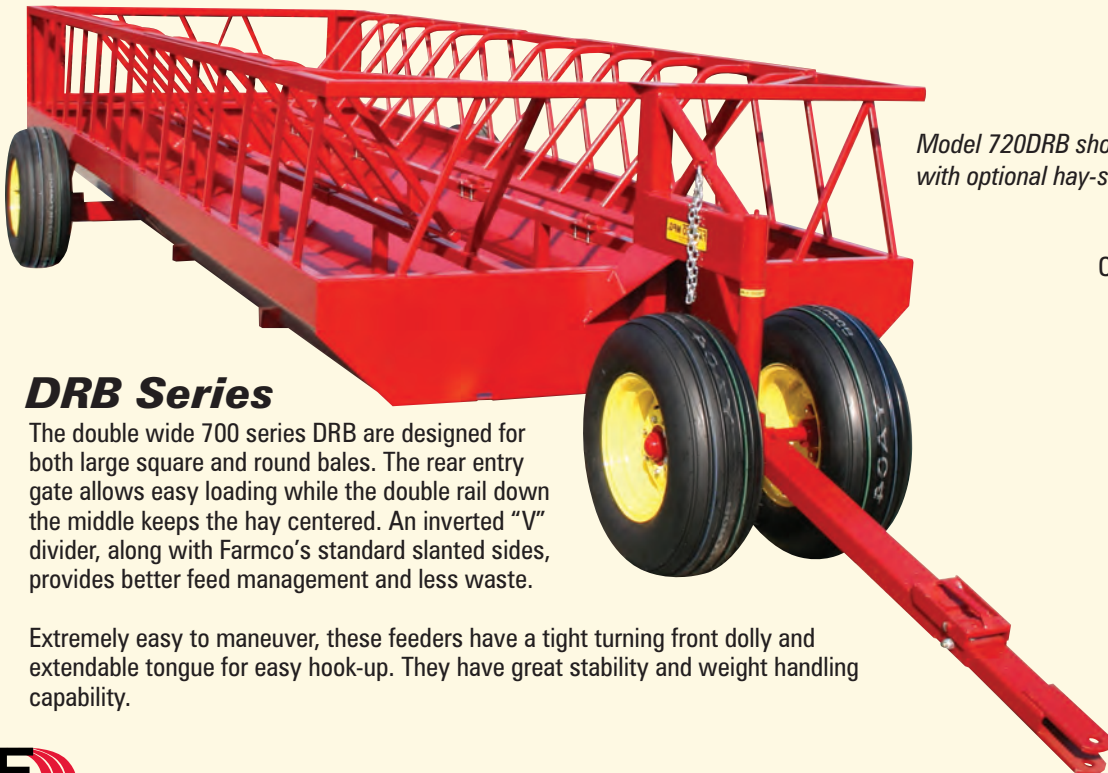
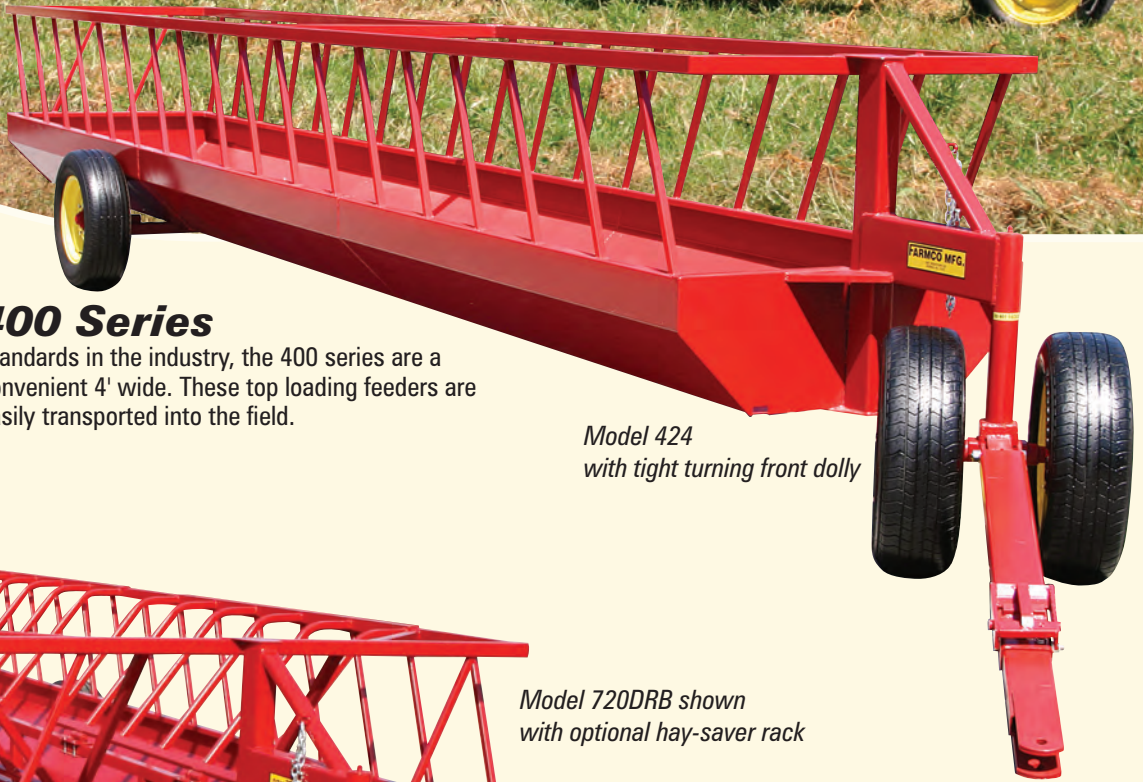
# LIVESTOCK FEEDERS



## 400 Series

Standards in the industry, the 400 series are a convenient 4' wide. These top loading feeders are easily transported into the field.

*Model 424 with tight turning front dolly*



*Model 720DRB shown with optional hay-saver rack*

## DRB Series

The double wide 700 series DRB are designed for both large square and round bales. The rear entry gate allows easy loading while the double rail down the middle keeps the hay centered. An inverted "V" divider, along with Farmco's standard slanted sides, provides better feed management and less waste.

Extremely easy to maneuver, these feeders have a tight turning front dolly and extendable tongue for easy hook-up. They have great stability and weight handling capability.

Quick, easy removal of old, wet, moldy hay



Optional hay-saver racks keep round and square bales centered for improved feed management. Both racks pivot in to allow quick, easy clean-out.


*see inside for more features*



# HEADLOCK FEEDERS

## HL Series

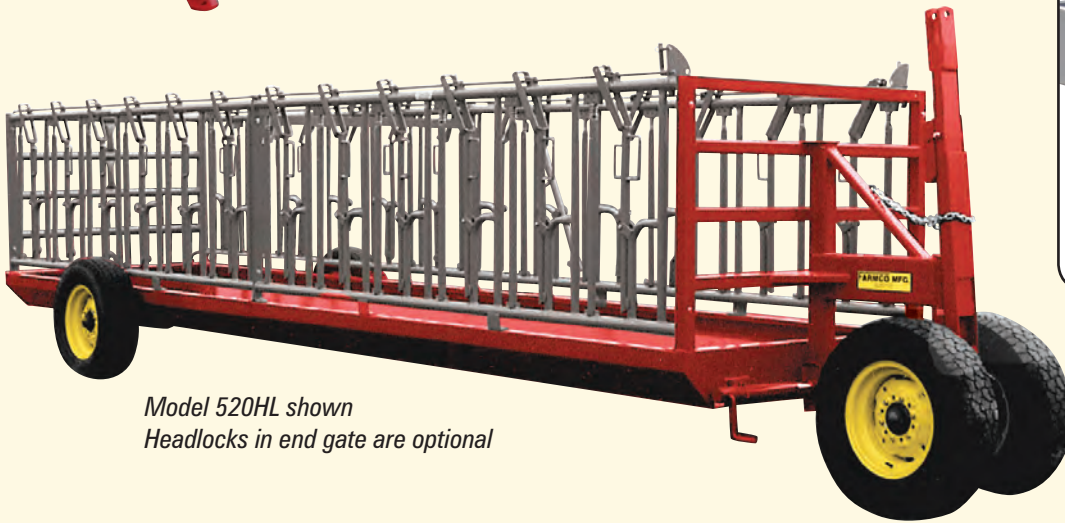
These are among the most popular feeders in the industry. Farmco Mfg. & Paul B. Zimmerman, Inc. have combined manufacturing skills to offer the HL series feeder wagons with headlocks. Featuring adjustable headlocks for animals 10 months or older, the headlocks have the added durability of a TGIC polyester powder coating.



*Model 720HL shown  
Headlocks in end gate are standard*



End gate is standard on all models.

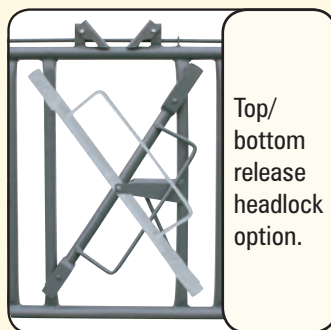


*Model 520HL shown  
Headlocks in end gate are optional*



Positive gate lock on wide swing rear panel provides easy access.

## Options



Top/  
bottom  
release  
headlock  
option.



*Model 710HL shown  
Headlocks in end gate are standard*

# STATIONARY FEEDERS



Model 10L shown

## L Series

"L" series feeders have oversized "U" channel legs that are reinforced in the corners.

Model 10FL shown



## FL Series

The versatile FL series provides easy loading from outside the fence. It's also very handy against the barn wall under the hay door.



Model 710LRB shown

## LRB Series

710LRB double wide feeders have 4" square tube legs.

Quick, easy removal of old, wet, moldy hay



Cover your LRB series feeder with this optional bolt on roof.




Optional hay-saver racks keep round and square bales centered for improved feed management.




Both racks pivot in to allow quick, easy clean-out.

# OTHER FARMCO FEATURES



In addition to drain holes at each end, all Farmco feeders have slanted sides for ease of feed management and cleaning.




All transportable models have reinforced rear axles for added strength.



All Farmco slant bar feeders feature 1" square tubing uprights for improved feed management.

# REAR WHEEL FEEDERS



## 200 Series

With the same standard features as the 400 series, the Farmco 200 series is a cost effective alternative where a more stationary placement is acceptable. This feeder is built with efficiency and safety in mind.

Model 216 shown



200 series feeders have a tongue hitch that stows away for animal safety, and retractable legs for transport.

# FEEDERS



Model 750R shown

## Bale Ring

Ideal for the smaller farmer or for isolation pens, the Model 750R Heavy Duty Bale Ring is constructed of 14 gauge steel with an all welded 1" x 2" x 1/8" rolled steel top and bottom frame, and is 7 1/2' in diameter. This two section unit has convenient pins on both sides allowing the feeder to be placed around a bale that is already in place and then secured.



Model 832R  
Shown with 19" legs

## Combination

The Model 832 is ideal for holding hay and grain. This unit is available with 24" legs for horses or 19" legs for stock. It is built with a 12 gauge steel formed pan and 3/8" steel rod basket.

## Farmco Feeder Specifications

All Farmco feeder pans are fabricated from 12 gauge steel

Model	420	424	432	710DRB	720DRB	516HL	520HL	524HL	720HL	10L	16L	20L	710LRB	216	220	224	750R	832R	10FL	16FL	20FL	24FL
Length	20'	24'	32'	10'	20'	16'	20'	24'	20'	10'	16'	20'	10'	16'	20'	24'	7 1/2'	8'	10'	16'	20'	24'
Width	47"	47"	47"	84"	84"	57"	57"	57"	84"	47"	47"	47"	84"	47"	47"	47"	7 1/2'	32"	34"	34"	34"	34"
Feed Openings	33	39	51	22	36	18	24	28	27	18	28	34	23	28	34	40	18	N/A	8	13	16	19
Weight (lbs.)	1095	1225	1485	1210	1760	1590	1850	2090	2250	450	655	790	855	810	960	1105	355	325	380	560	675	810

Your Local Dealer

Brodhecker Farm  
Newton NJ  
973-383-3592  
www.brodheckerfarm.com



Farmco Manufacturing  
2937 Irishtown Road  
Ronks, PA 17572  
888-810-7769 • 717-768-7769  
www.farmcomanufacturing.com

